

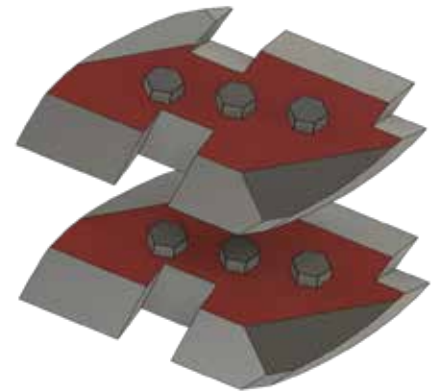
Changing The Blades

Each blade is attached with 3 bolts M16x30mm.

If a blade wears out:

1. Unscrew the bolts
2. Remove the worn blade
3. Clean the blade's base (make sure that there are no visible damages on the base)
4. Check bolt thread holes for integrity
5. Insert a new blade
6. Fasten the blades with bolts
7. Tighten the bolts with 200 Nm torque (use the torque wrench)
8. Double check with torque wrench of 200 Nm
9. Tighten the bolts before next use.

- Always change the blades in pairs to guarantee equal gearing.
- Use only authentic blades.
- The blades are extremely sharp! Always use protective gloves when changing the blades.




Switching the cutting side on a double-edged blade


1. Unscrew the bolts
2. Remove blade
3. Clean the blade's base (make sure that there are no visible damages on the blade's base)
4. Check bolt thread holes for integrity
5. Turn the blade 180 degrees and insert in place
6. Fasten the blades with bolts
7. Tighten the bolts with 200 Nm torque (use the torque wrench)
8. Double check with torque wrench of 200 Nm
9. Tighten the bolts before the next use (next day)

Sharpening the blades:

1. The blades can be sharpened by yourself with an angle of 20 degrees. Only sharpen the milled side.
2. Always wear protective gear such as goggles and gloves

 Carefully follow the instructions in this manual when maintaining and/or repairing the product to avoid any risks. All maintenance and/or repairment works must be executed in suitable workshops. By skilled professionals and using special tools. Always wear personal protective equipment.

If the manual does not provide a solution for your problem, contact a specialist. Proper workplaces are well lit with a flat and paved surface, located in front of a building. When you are maintaining or repairing the product, make sure that it is positioned on stable ground.

 Even the most basic procedures require proper tools. Incorrect use or wrong tools may cause serious risks and hazards. Always wear personal protective equipment! Maintaining and transporting the tools in a prudent manner is also a good practice.